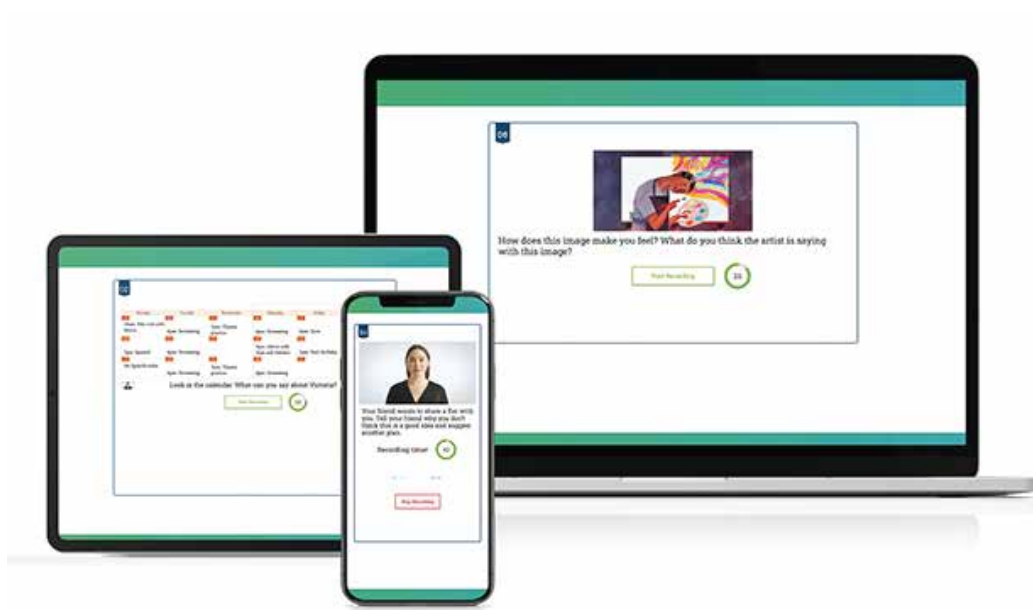


What is this test about and what do I need to prepare?

The Dynamic Speaking Test will use AI to test your speaking. The test lasts about 20 minutes.



Choose a device:

The test runs on computer, tablet or mobile phone.



Check headphones, microphone and browser:

Make sure your headphones and microphone work, and you have an up-to-date version of one of these browsers: Chrome, Firefox, Safari or Edge.



Find a quiet room:

Choose a quiet, comfortable place to do the test.



Check your internet connection:

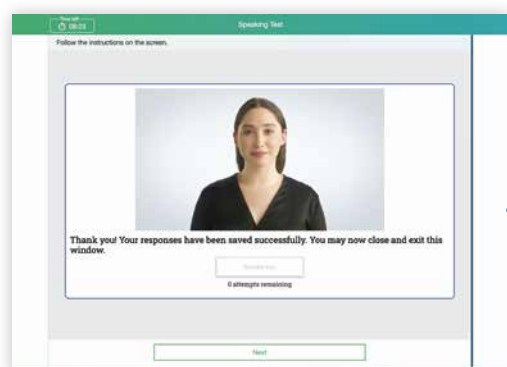
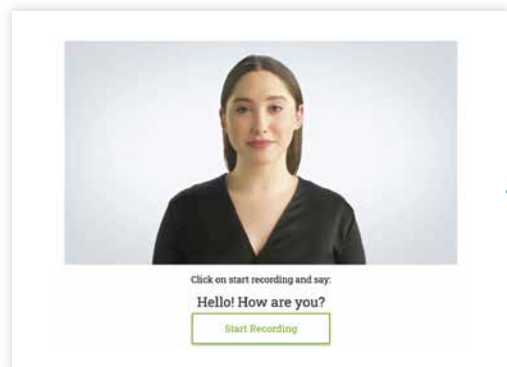
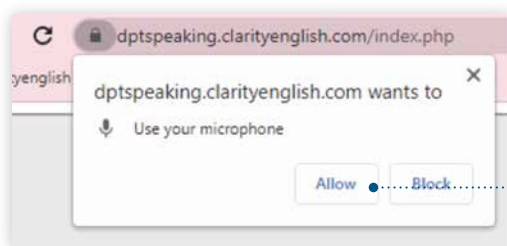
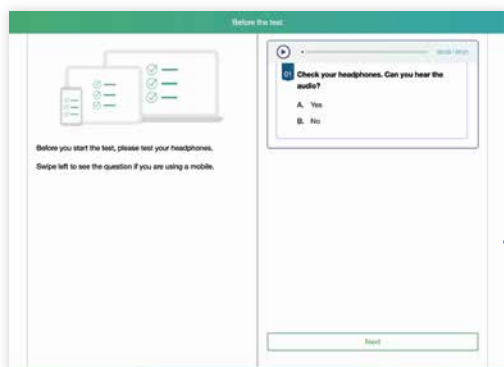
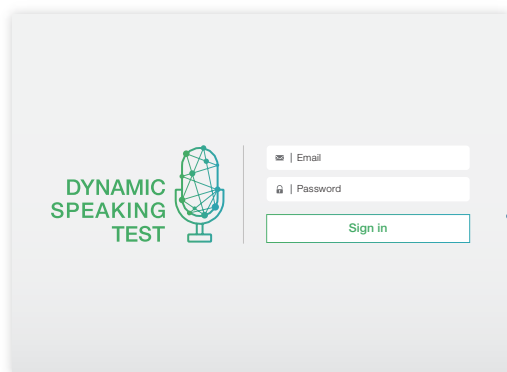
A good internet connection is very important. Test your connection.



Use a pen and paper, if you want:

You will have some time to prepare each question. You can use a pen and paper if that helps you.

How to access your test



- 1 Go to <https://speaking.clarityenglish.com> on a browser.
- 2 Sign in with your email address and password.
- 3 Check your headphones by completing the example question correctly.
- 4 Enter the access code if asked. Your test administrator will provide you with it.
- 5 Please allow the site to use your microphone if asked.
- 6 Check 'Play' and follow the instructions on screen.
- 7 To check your microphone, click 'Start Recording' and say 'Hello! How are you?' into your microphone. Then click 'Stop Recording'.
- 8 Watch a short video introduction. Then do two practice questions.
- 9 Now you can start your test. Please read the instructions carefully for each question.
- 10 Complete all the questions in the test.
- 11 At the end of the test, wait until all the answers have been submitted. Then click 'Next'.
- 12 Finally, you will see your result, or your test administrator will send you the result later.

Test format, question types and tips



Test format and question types

- The test takes about 20 minutes.
- You will answer 2 practice questions and 6 test questions.
- You have between 10 – 60 seconds to prepare for a question and then 30 – 60 seconds to speak in response to the question.
- The questions test your pronunciation, fluency, vocabulary, grammar and task achievement.
- You will see the preparation time and answer time for each question.
- Follow the instructions of the virtual interviewer.
- Question types:
 - Talking about yourself
 - Giving opinions
 - Making suggestions
 - Solving problems
 - Developing an argument



Tips

- **Learn about the test format:**
Before taking the test, understand the structure, types of questions and timing.
- **Speak clearly and confidently:**
Practise speaking clearly and not too fast. Make sure your pronunciation is as accurate as possible.
- **Read the task carefully:**
Read each question carefully before answering. If you don't deal with the task in the question, you may score 0 points.
- **Organise your thoughts quickly:**
You only have a short time for each task. Use the preparation time. Think about your answer before you start speaking.
- **Use all the available speaking time:**
Try to speak for the full recording time for each task. If you don't say very much, you might not complete the task or show your real ability.
- **Understand the scoring:**
The questions test your pronunciation, fluency, vocabulary, grammar and task achievement. Think about all these areas when you prepare for the test.
- **Review basic grammar and vocabulary:**
Fluency is important. Speak clearly – not too quickly and not too slowly. But it is also important to use correct grammar and a wide range of words to get a better score.